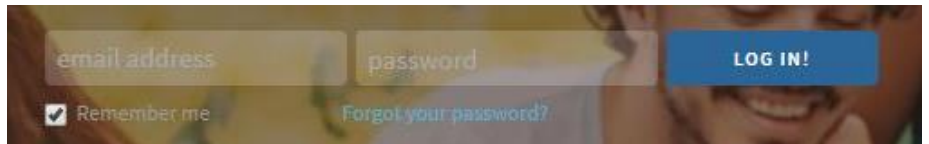


Download free music, movies, television, ebooks, audiobooks, and comic books from your computer or device and enjoy them wherever you go! *Turn this page over for instructions for your mobile device.*

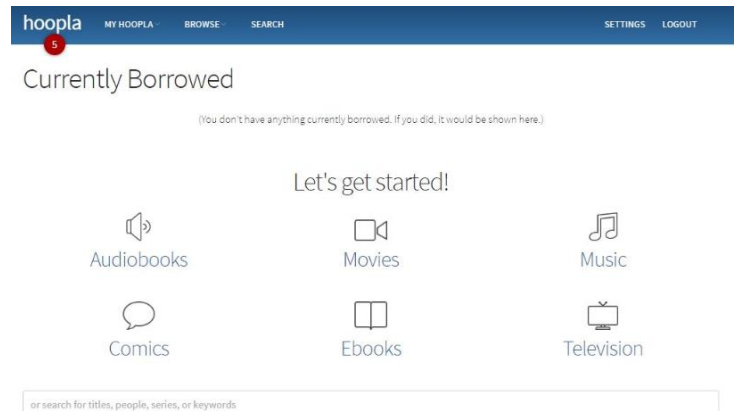
**If you are using a desktop or laptop computer:**

**Step 1:** Go to [www.hoopladigital.com](http://www.hoopladigital.com). You can also find a link to this page on our web site: go to the **Explore** tab and click on **Ebooks, Eaudiobooks, and Downloads**. Click on **Music, Movies, and Television**.

**Step 2:** If it is your first visit to Hoopla, click **Get Started**. Follow the instructions to create an account – enter your email address, create a password, choose Innisfil Public Library, and enter your library card number. You **must** check the box that allows Hoopla to exchange information with your library. For all future visits, simply type in your email and password at the top of the page and click **Log In!**




**Step 3:** If you have borrowed items, you'll be able to find them at the top of the page. If not, click to explore the six Hoopla collections – **Audiobooks, Movies, Music, Comics, Ebooks, and Television** – or use the menus at the top of the page to **browse** or **search** for something to borrow. You'll be able to borrow **five** items each month. **Important:** each episode of a television series counts as 1 borrow.



## The Hidden Oracle 2016

DISNEY BOOK GROUP ENGLISH (UNABRIDGED) 384 PRINT



by Rick Riordan

Part 1 of the The

How do you punish  
cast down from O  
without his godly  
he can somehow  
mortals who woul  
think of only one p

Fantasy Science  
greek mythology



BORROW

**Step 4:** Click the cover of the item you're interested in. You will see a summary page showing you information about the item, including how long you may borrow it. Click **Add to Favourites** if you want to keep track of this item for future borrowing, or **Share** to share on Facebook or Twitter. Click **Borrow** if you want to enjoy it right away.

**Step 5:** The **Borrow** button turns into the **Play** button. Click **Play** to begin enjoying your item. **Important:** unless you use the Google Chrome web browser, you will need to install the Widevine plug-in in order to watch movies and television shows on your computer. Click **Help** at the bottom of the page and choose **Website Help** for instructions on how to install it.

**Need more help?** Click **Help** or **Submit Feedback** at the bottom of any page of the Hoopla web site.

Download free music, movies, television, ebooks, audiobooks, and comic books from your computer or device and enjoy them wherever you go! *Turn this page over for instructions for your desktop or laptop computer.*

## If you are using a mobile device:

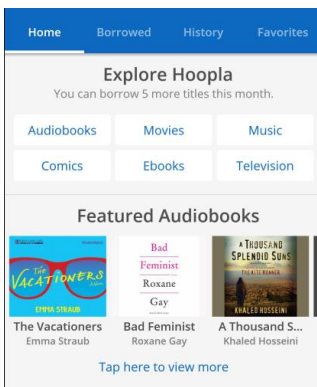
**Step 1:** Go to the **App Store** or **Play Store** and search for **Hoopla Digital**. Install and open the app. Click **Sign Up** if it is your first visit, and follow the directions. When you return to Hoopla, click **Log In**.



Hoopla Digital  
Midwest Tape, LLC  
★★★★☆ (20)



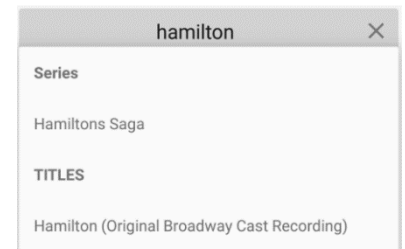
**Step 2:** Depending on your mobile device, there are several ways to find something new to borrow:



**To Browse**, tap to choose a collection or item. For Android devices the **Home** tab lets you swipe to see featured collections for the six Hoopla categories: **Movies, Music, Ebooks, Audiobooks, Comics, and Television**. Use the **Borrowed, History, and Favourites** menu items to find titles you've already enjoyed, or swipe to see featured items in the collection you want to search and choose **Tap Here to View More**.

On iPads, look for the **Video, Music, and Books** buttons at the bottom of the screen, or try the **Genres, Recommended, Featured, and Popular** buttons.

**To Search**, click the magnifying glass icon and type in your search terms. Tap to select an item from the list, sorted by category.



**Step 3:** Tap the picture of the item you want to borrow. You will see a summary page showing you information about the item including how long you may borrow it.

Tap the word **Borrow** to add the item to your account. You can now access it from the **My Titles** section of the Hoopla main page. This section also tells you how many borrows you have left each month. Tap the heart icon to mark an item as a **Favourite** so it's easy to find again later, or **Share** to share on social media. **Important:** each episode of a television series counts as 1 borrow.

Apple devices will let you **download** or **return** directly from the **My Titles** section. If you are using an Android device, you can **download** your content for offline use or **return** it by searching for the item using the magnifying glass. You can access your Hoopla account from any mobile device with the Hoopla app or any desktop/laptop computer with an internet connection.



**Need more help?** Click **Help** or **Contact Us** at the bottom of any page of the Hoopla web site.